

5

High-performance  
and reliable  
in all situations



## fencee power DUO RF PDX

RF energizers fencee power DUO RF PDX with power up to 7 J. Possibility of remote control with hand controller or mobile phone with the fencee Cloud app.

FENCE UP TO  
**70 km**

POWER  
**1 - 7 J**

POWER SUPPLY  
**230 V ~ 12 V** 

 ONLINE INFO  
ABOUT THE FENCE

 ALARM  
SIGNALLING

 BATTERY  
MANAGEMENT

 LED BARGRAPH

 50% 100% POWER REGULATION



Find out more about  
power DUO RF PDX  
energizers.

# Technical parameters

In the overview chart you can find all the values about the individual energizers of the PDX series.

	power DUO RF PDX10	power DUO RF PDX20	power DUO RF PDX30	power DUO RF PDX40	power DUO RF PDX50	power DUO RF PDX70
POWER SUPPLY	230 V ~ / 3 W	230 V ~ / 5 W	230 V ~ / 5 W	230 V ~ / 9 W	230 V ~ / 9 W	230 V ~ / 12 W
POWER CONSUMPTION	12 V ☒ 40 – 100 mA	12 V ☒ 40 – 160 mA	12 V ☒ 80 – 260 mA	12 V ☒ 140 – 340 mA	12 V ☒ 100 – 440 mA	12 V ☒ 300 – 770 mA
INPUT ENERGY	1,4 J	3 J	4,5 J	5,7 J	7,5 J	10 J
OUTPUT ENERGY	1 J	2 J	3 J	4 J	5 J	7 J
OUTPUT VOLTAGE	9000 V	12000 V	11200 V	10000 V	11000 V	10500 V
OUTPUT VOLTAGE 500 Ω	5000 V	6000 V	6400 V	5500 V	6600 V	7500 V
ON / OFF	✓	✓	✓	✓	✓	✓
LED ON / OFF	✓	✓	✓	✓	✓	✓
LED IMPULSE	✓	✓	✓	✓	✓	✓
LED LOW BATTERY VOLTAGE	✓	✓	✓	✓	✓	✓
LED POWER LOWER 50 %	✓	✓	✓	✓	✓	✓
LED ERROR CHECK	✓	✓	✓	✓	✓	✓
LED IMPULSE BARGRAPH	✓	✓	✓	✓	✓	✓
TIME DELAY						✓
EARTHING 1 m	1 ×	2 ×	2 ×	3 ×	3 ×	3 ×
EL. NETS	3 ×	5 ×	6 ×	6 ×	8 ×	14 ×
EXTERNAL ANTENNA SMA	✓	✓	✓	✓	✓	✓
DATA ENCODING	✓	✓	✓	✓	✓	✓
CONTROLLER BATTERY	CR2	CR2	CR2	CR2	CR2	CR2
TRANSMISSION FREQUENCY	869,525 MHz	869,525 MHz	869,525 MHz	869,525 MHz	869,525 MHz	869,525 MHz
TRANSMITTING POWER	+ 22 dBm	+ 22 dBm	+ 22 dBm	+ 22 dBm	+ 22 dBm	+ 22 dBm
DIN RAIL	✓	✓	✓	✓	✓	✓
DIAMETER	210 mm					
DEPTH	66 mm					
WEIGHT	1800 g					





# fencee power DUO RF PDX



You can control the energizers using a mobile phone or PC.



LED lights and BARGRAPH for displaying fence status and fault indication.



Optional regulation between high and low power.



The controller is part of the package and its basic range is 10 km.  
1 controller for 6 energizers | 3 controllers for 1 energizer



Control and management of battery status.



Time delay for power increase. Complies with special standards for energizers with power over 5 J.

Length of installation  
with height of vegetation

TEOR.  
MAX CEE

25 %

50 %

100 %

	TEOR. MAX CEE	25 %	50 %	100 %
power DUO RF PDX10	35 km	8 km	2 km	1,5 km
power DUO RF PDX20	60 km	15 km	3 km	1,5 km
power DUO RF PDX30	100 km	23 km	5 km	2 km
power DUO RF PDX40	120 km	30 km	8 km	3 km
power DUO RF PDX50	140 km	40 km	10 km	4 km
power DUO RF PDX70	180 km	70 km	17 km	8 km





## Remote controller power DUO RF PDX Hand

1 controller for 6 energizers




3 controllers for 1 energizer

**10** km RANGE UP TO

 ERROR MESSAGES

 TURNING ON/OFF

The energizer sends an error warning, that is displayed on the controller

-  Voltage drop in the fence below the set level (normally 3kV), i.e. there was a load on the fence due to various reasons (e.g. grass growth).
-  Voltage status on the battery is reported when the voltage drops below 12V.
-  Loss of signal report, which can be caused by several factors.

DIMENSIONS

50 × 120 mm

WEIGHT

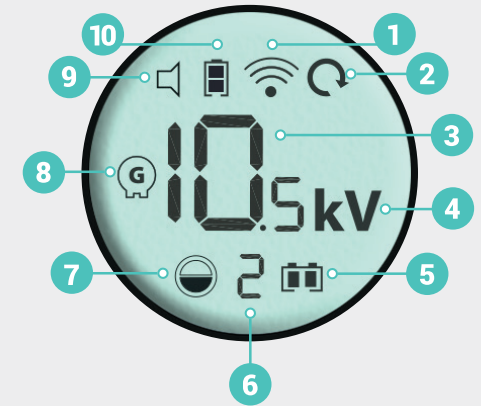
74 g

POWER SUPPLY

battery CR2

## Remote controller display

You can clearly see on the remote control's display:



- 1 signal strength
- 2 update mode
- 3 measured value
- 4 measured unit
- 5 energizer battery
- 6 energizer number
- 7 energizer power
- 8 type of device
- 9 sound alarm
- 10 controller battery